



Online/ Mobile Enterprise Asset Mgmt BPM



Mohan Chandrasekaran
Founder & CEO
Former Global & Indian CIO 100 Honoree



www.sudesicloud.com



E- Asset is an Innovative process of operating, maintaining, upgrading and disposing of assets in a cost-effective manner. This application helps in manual reconciliations by capturing the physical asset inventory images. The process includes the management of the whole life cycle (design, construction, commissioning, operating, maintaining, repairing, modifying, replacing & decommissioning / disposal) of physical and infrastructure assets. This application can be used as an extension of our clients existing ERP / FAR modules.



eAsset



ASSET MGMT BPM Software



ASSET MGMT BPM Software

FUNCTIONALITIES

- Asset Mgmt (PC / Laptop Based)
 - Inventory Mgmt
 - Asset Request – Internal or External projects
 - Asset Transfer – within Company Locations
 - Asset Surrender – post completion
 - Asset Replacement – faulty asset
 - Asset Disposal – final dispose of assets
 - Full & Final Settlement – on time of asset surrender
 - WDV Calculation
 - AMC / Insurance Mgmt
- Asset Verification & Audit (Online / Mobile Based)
 - Asset Field level Physical/Visual Verification
 - Central Verification with FAR
 - Asset internal HW/SW updates verification
 - QR Code Generation & Reader App



Create Admin

Home Create Users Edit Profile Change Password

Create Admin

Department

Department Code*

Username*

Name*

Surname*

Company Code

Company Name

Designation

Location

Copyright © Sudesi Infotech Pvt. Ltd., 2013.



Admin Home

The screenshot shows a web browser window displaying the eAsset Admin Home page. The browser's address bar shows the URL `http://localhost:5505/E-asset/ITAdmin/ViewRequests.aspx`. The page features the eAsset logo and a user welcome message: "Welcome : sandesh@sudesi.in". A navigation menu includes links for Home, Allocated Assets, Available Assets, Create/Delete Category, Edit Profile, and Change Password. The main content area contains a grid of 12 functional icons: View Asset Request, View Replacement Requests, View transfer request, View Surrender Requests, Upload Asset Inventory, Add and Remove buttons for Create/Delete Category, View Available Asset, View Allocated Asset, Generate QR Code, Print QR Code, Reports, and Renewal. A footer bar displays "Copyright © Sudesi Infotech Pvt. Ltd., 2013." The Windows taskbar at the bottom shows the system clock at 4:04 PM on 10-09-2013.



Upload Inventory

The screenshot displays a web browser window with the URL `http://localhost:5505/E-asset/ITAdmin/UploadAssetInventory.aspx`. The browser's address bar shows the page title as "localhost". The application's header includes the "eAsset" logo and a user greeting: "Welcome : sandesh@sudesi.in". A navigation menu contains links for "Home", "Allocated Assets", "Available Assets", "Create/Delete Category", "Edit Profile", and "Change Password".

The main content area is titled "Upload Asset Inventory" and features two tabs: "Upload Asset" (selected) and "Download Sample". Below the tabs is a file selection interface with the text "Select File to upload", a text input field, and a "Browse..." button. At the bottom of this interface are "Upload" and "Cancel" buttons.

The footer of the application contains the text "Copyright © Sudesi Infotech Pvt. Ltd., 2013." The Windows taskbar at the bottom shows the system tray with the time "4:09 PM" and date "10-09-2013".



Available Asset

http://localhost:5505/E-asset/ITAdmin/AvailableAssets.aspx

Welcome : sandesh@sudesi.in

Home Allocated Assets Available Assets Create/Delete Category Edit Profile Change Password

Available Assets

Select Category: Computer | Select SubCategory: Laptop

Asset ID	Category	Sub Category	Model	Make	InstallationDate	Serial No.	Asset Location	WDV
Lap001	Computer	Laptop	SD87	Dell	02 Sep 2013	L4LSK	Mumbai	
Lap002	Computer	Laptop	SD88	Dell	03 Sep 2013	L4LSK	Mumbai	
Lap003	Computer	Laptop	SD89	Dell	04 Sep 2013	L4LSK	Mumbai	
Lap004	Computer	Laptop	SD90	Dell	05 Sep 2013	L4LSK	Mumbai	

Copyright © Sudesi Infotech Pvt. Ltd., 2013.

4:10 PM
10-09-2013



WDV Calculation



Welcome : parikshit@sudesi.in



[Home](#) [View WDV for Assets](#) [Add Depreciation Time](#) [Edit Profile](#) [Change Password](#)

View WDV of All Assets

Select Category

Computer

Select Sub Category

Desktop

Asset ID	Category	Sub Category	Model	Make	InstallationDate	Serial No.	Asset Location	WDV
Desk002	Computer	Desktop	D120	Samsung	13 Aug 2013	DE15LA	Mumbai	
Desk003	Computer	Desktop	D120	Samsung	14 Aug 2013	DE15LA	Mumbai	
Desk004	Computer	Desktop	D120	Samsung	15 Aug 2013	DE15LA	Mumbai	
Desk005	Computer	Desktop	D120	Samsung	16 Aug 2013	DE15LA	Mumbai	
Desk006	Computer	Desktop	D120	Samsung	17 Aug 2013	DE15LA	Mumbai	
Desk007	Computer	Desktop	D120	Samsung	18 Aug 2013	DE15LA	Mumbai	
Desk008	Computer	Desktop	AC12	ACER	30 Aug 2013	ACER125	Mumbai	
Desk009	Computer	Desktop	AC12	ACER	30 Aug 2013	ACER125	Mumbai	
Desk010	Computer	Desktop	AC12	ACER	30 Aug 2013	ACER125	Mumbai	
Desk011	Computer	Desktop	AC12	ACER	30 Aug 2013	ACER125	Mumbai	
Desk012	Computer	Desktop	AC12	ACER	30 Aug 2013	ACER125	Mumbai	
Desk013	Computer	Desktop	AC12	ACER	30 Aug 2013	ACER125	Mumbai	

Copyright © Sudesi Infotech Pvt. Ltd., 2013.



New Asset

The screenshot displays a web browser window with the URL `http://localhost:5505/E-asset/Employee/RequestAsset.aspx`. The page header includes the eAsset logo and a user welcome message: "Welcome : pratik@sudesi.in". A navigation menu contains links for Home, Accept Transferred asset, View All Assets, Full and Final, Edit Profile, and Change Password. The main content area is titled "Request for new Asset" and contains a form with three dropdown menus: "Select Category" (showing "--Select Category--"), "Select SubCategory", and "Reason for asset". Below the form are "Send Request" and "Cancel" buttons. The footer of the page states "Copyright © Sudesi Infotech Pvt. Ltd., 2013." The Windows taskbar at the bottom shows the system tray with the time 3:54 PM and date 10-09-2013.



Replacement Asset

The screenshot shows a web browser window with the URL `http://localhost:5505/E-asset/Employee/RequestForReplace.aspx`. The page title is "Replacement of Assets". The user is logged in as "pratik@sudesi.in". The navigation menu includes: Home, Accept Transferred asset, View All Assets, Fall and Final, Edit Profile, and Change Password.

<input type="checkbox"/>	Asset ID	Category	Sub Category	Model	Manufacturer	PurchaseValue	Purchase Date	Status	SerialNo
<input type="checkbox"/>	Desk001	Computer	Desktop	D120	Samsung	23000	12 Aug 2013	Present	DE15LA
<input type="checkbox"/>	Hub002	Network	Hub	HA125	Sony	5500	12 Aug 2013	Present	H854DSAE

Replacement Reason:

Copyright © Sudesi Infotech Pvt. Ltd., 2013.



Surrender Asset

http://localhost:5505/E-asset/Employee/RequestForSurrender.aspx

Welcome : pratik@sudesi.in

Home Accept Transferred asset View All Assets Full and Final Edit Profile Change Password

Surrender of Assets

<input type="checkbox"/>	Asset ID	Category	Sub Category	Model	Manufacturer	PurchaseValue	Purchase Date	Status	SerialNo
<input type="checkbox"/>	Desk001	Computer	Desktop	D120	Samsung	23000	12 Aug 2013	Present	DE15LA
<input type="checkbox"/>	Hub002	Network	Hub	HA125	Sony	5500	12 Aug 2013	Present	HB54DSAE

Reason For Surrender :

Surrender Asset

Copyright © Sudesi Infotech Pvt. Ltd., 2013.

3:56 PM
10-09-2013



Transfer Asset

http://localhost:5505/E-asset/Employee/RequestForTransfer.aspx

localhost

File Edit View Favorites Tools Help

eAsset

Welcome : pratik@sudesi.in

[Home](#) [Accept Transferred asset](#) [View All Assets](#) [Full and Final](#) [Edit Profile](#) [Change Password](#)

Transfer Assets

<input type="checkbox"/>	Asset ID	Category	Sub Category	Model	Manufacturer	PurchaseValue	Purchase Date	Status	SerialNo
<input type="checkbox"/>	Desk001	Computer	Desktop	D120	Samsung	23000	12 Aug 2013	Present	DE15LA
<input type="checkbox"/>	Hub002	Network	Hub	HA125	Sony	5500	12 Aug 2013	Present	HB54DSAE

[Proceed To Transfer](#)

Copyright © Sudesi Infotech Pvt. Ltd., 2013.

3:56 PM
10-09-2013



Asset Request Notification

The screenshot displays the eASSET web application interface. The browser address bar shows the URL: `http://localhost:5505/E-asset/Employee/Copy%20of%20ViewAllocatedAssets.aspx`. The application header includes the eASSET logo and a navigation menu with items: Home, Accept Transferred asset, View All Assets, Full and Final, Edit Profile, and Change Password. The main content area is titled "View Assets status requested by you" and contains four sections:

- Request For Assets :** *Sorry!No asset request send by you.*
- Request For Replacements :**

Asset ID	Category	Sub Category	ReplacementReason	Status	Serial No.
Hub002	Network	Hub		Present	H854DSAE
- Request For Transfer :** *Sorry!No transfer asset request send by you.*
- Request For Surrender :**

Asset ID	Category	Sub Category	SurrenderReason	Status	Serial No.
Desk001	Computer	Desktop		Present	DE15LA

The footer of the application contains the text: "Copyright © Sudesi Infotech Pvt. Ltd., 2013." The Windows taskbar at the bottom shows the system clock as 3:58 PM on 10-09-2013.



Full n Final

The screenshot shows a web browser window displaying the 'Full and Final' page of the eAsset application. The browser address bar shows the URL: `http://localhost:5505/E-asset/Employee/FullFinal.aspx`. The application header includes the eAsset logo and a welcome message for 'pratik@sudesi.in'. A green navigation bar contains the following links: Home, Accept Transferred asset, View All Assets, Full and Final, Edit Profile, and Change Password.

Full and Final

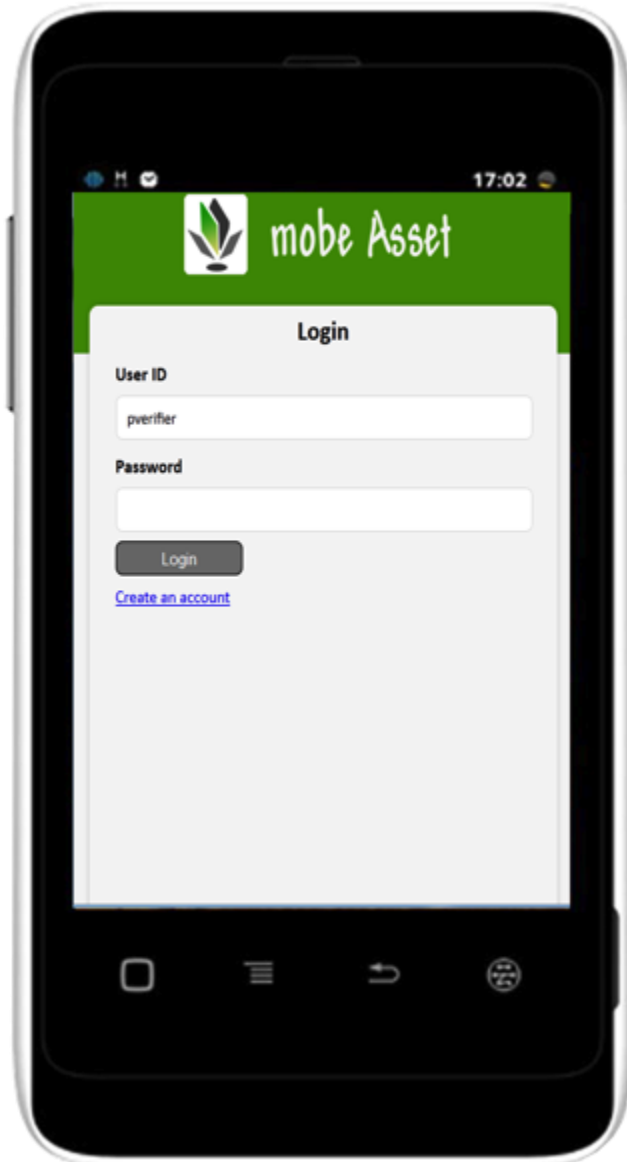
Asset ID	Serial No.	Category	Sub Category	Model	Make	WDV	Installation Date	Status	Transfer Asset			
Desk001	DE15LA	Computer	Desktop	D120	Samsung		12 Aug 2013	Present	Replace	Transfer	Surrender	Pay Money
Hub002	HBS4DSAE	Network	Hub	HA125	Sony		12 Aug 2013	Present	Replace	Transfer	Surrender	Pay Money

Copyright © Sudesi Infotech Pvt. Ltd., 2013.

The Windows taskbar at the bottom shows the system tray with the time 3:58 PM and date 10-09-2013, along with several application icons.



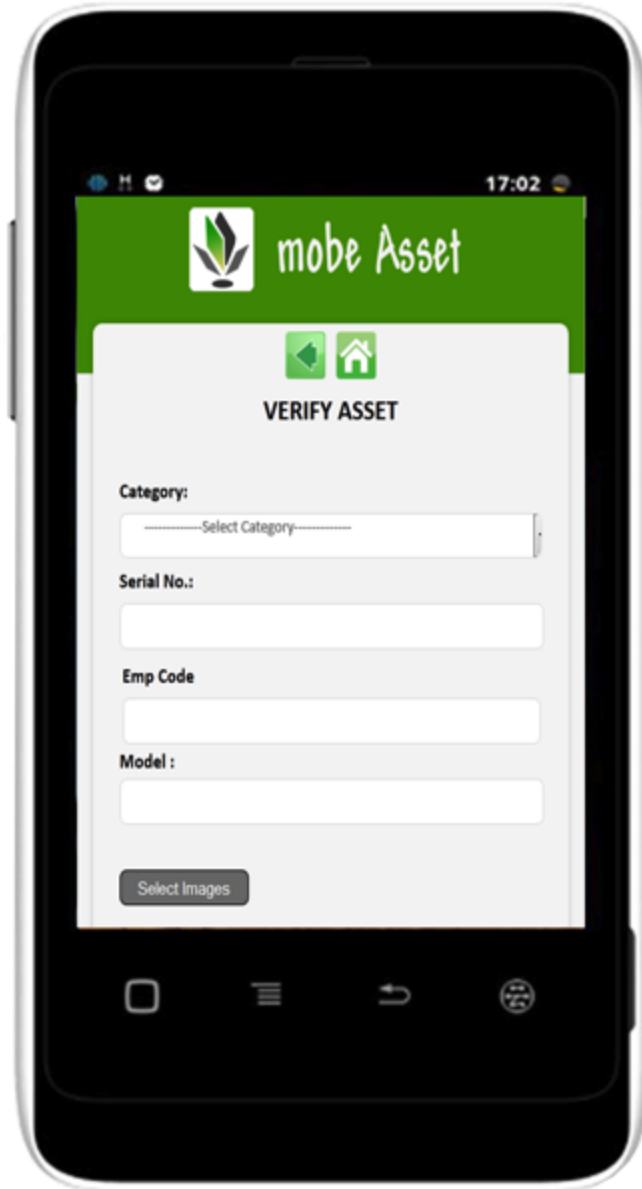
ASSET AUDIT & TRACKING MODULE



- On Launch of this web Application, Login screen will appear where valid Username and Password are to entered by the user. After successful login the Verify Asset page.



Verify Asset



- Select the Category and correct values of Serial No., Emp Code and Model are to be entered by the user. After clicking on Select Images button Image Compression Page will appear.



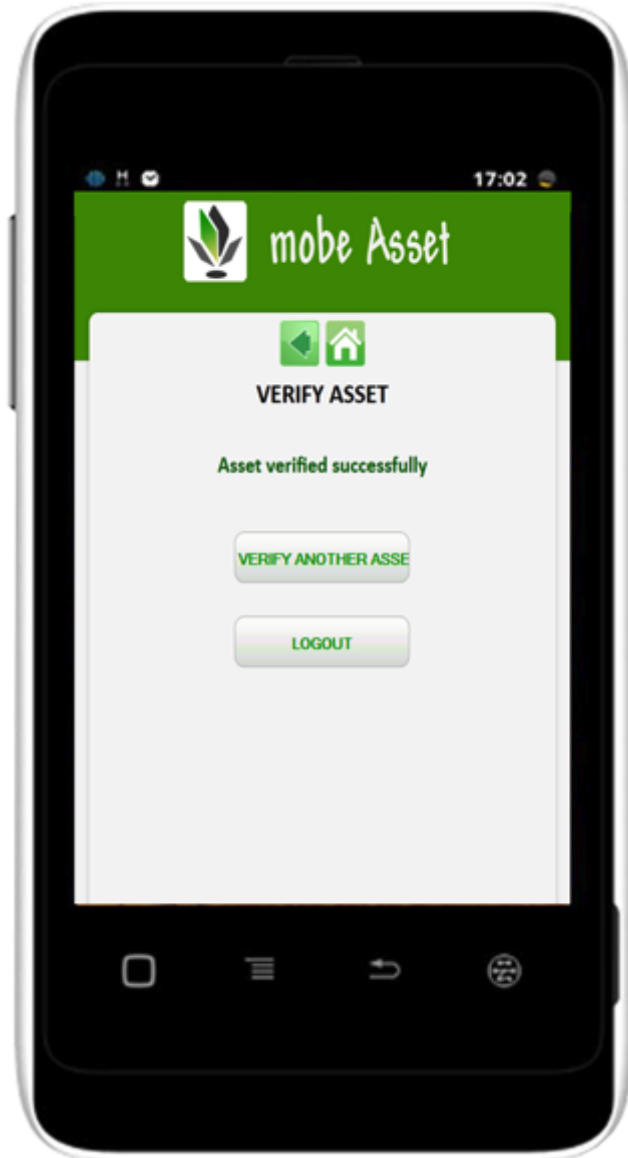
Image Compress



- Click on Choose file button then select image, after image is chosen click on compress button to reduce the image file size.
- After Compressing image, upload the image and on successful upload of After clicking on Done button Asset verification Page will appear.



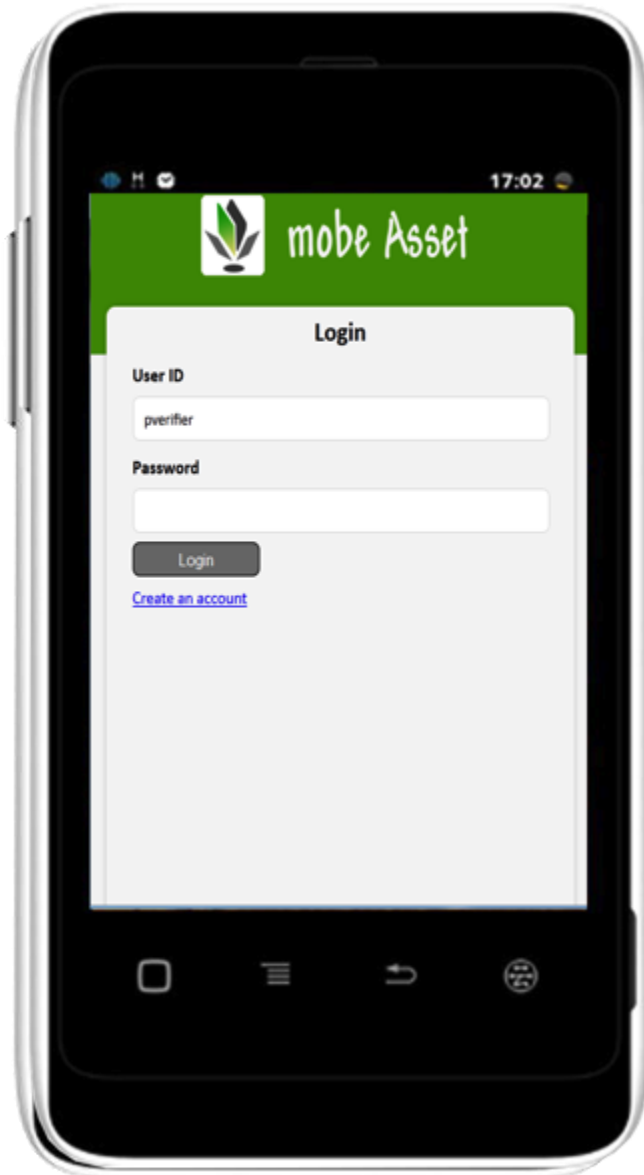
Verify Asset



- Asset Verification is done, if you want to verify another asset click on Verify Another Asset button.
- If you want to logout from the application click on Logout button.



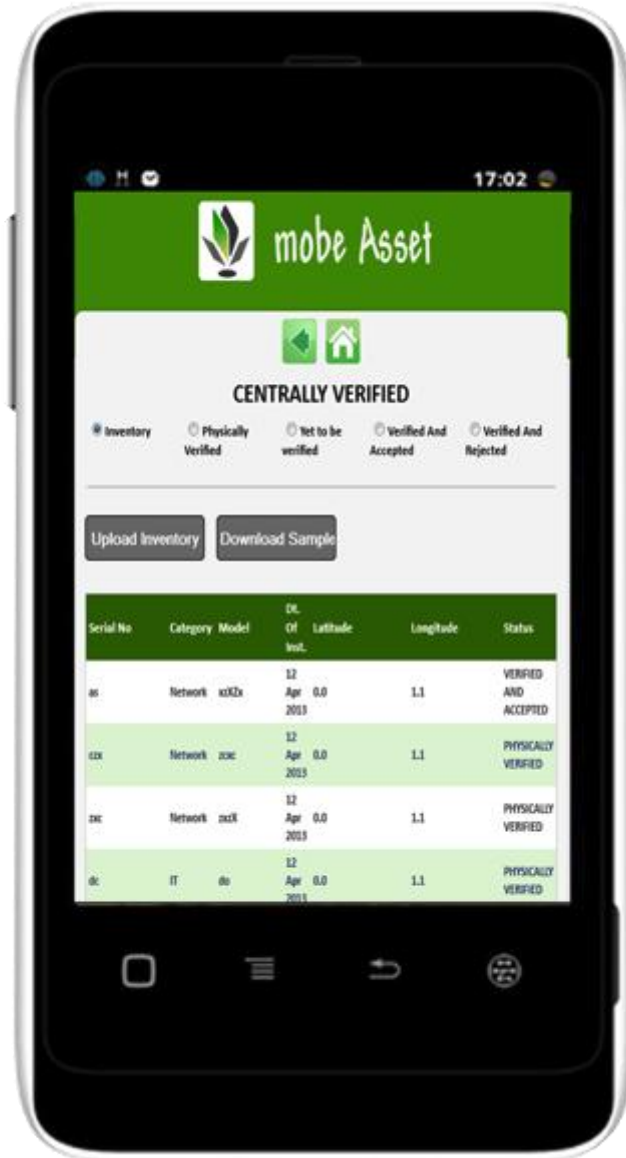
Centrally Verified



- To check verified Asset Login as “cverifier” as User ID and Password as “password” and click to login button.
- You will be directed to “Centrally Verified” page.



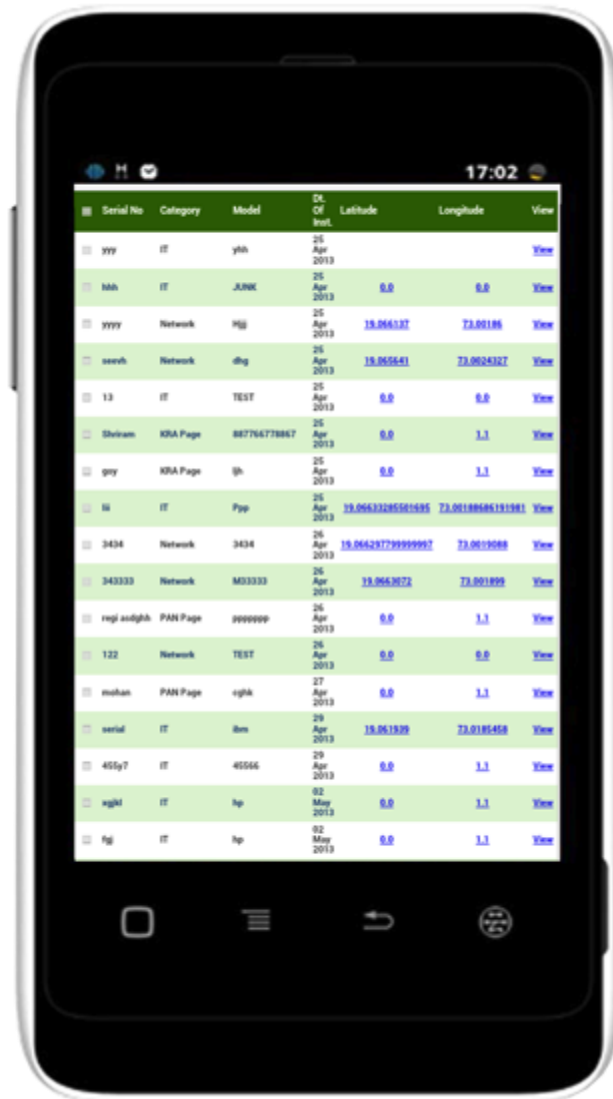
Centrally Verified



- On this page all verified Assets will be shown. On “Inventory “ Radio button you will get Inventory data.
- On “Physically Verified” Radio button you will get Physically Verified data.
- On “Yet to be Verified” Radio button you will get Yet to be Verified data.
- On “Verified and Accepted ” Radio button you will get Verified and Accepted data.
- On “Verified and Rejected ” Radio button you will get Verified and Rejected data.
- You can upload Inventory data by clicking on “Upload Inventory” button and you can download Sample excel template by clicking on “Download Sample” button.



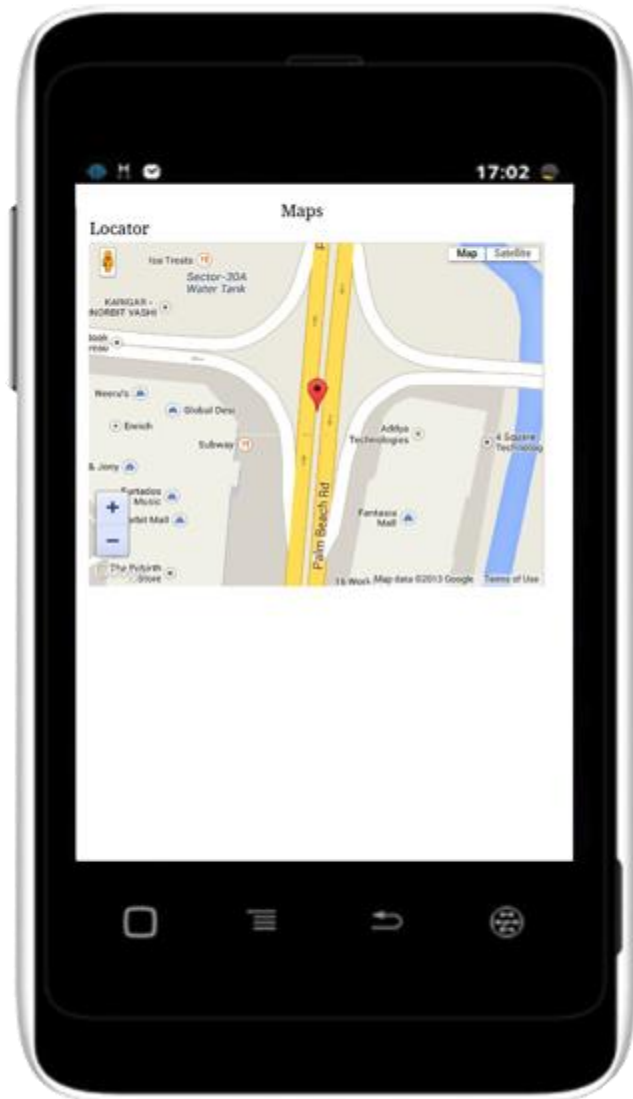
Centrally Verified



- On “Physically Verified” Radio button you will get Physically Verified data.
- You can check here the uploaded image using view.
- Clicking on view you can get download the uploaded image.
- Here we can also see latitude and longitude, and we can get actual position on Google Map.



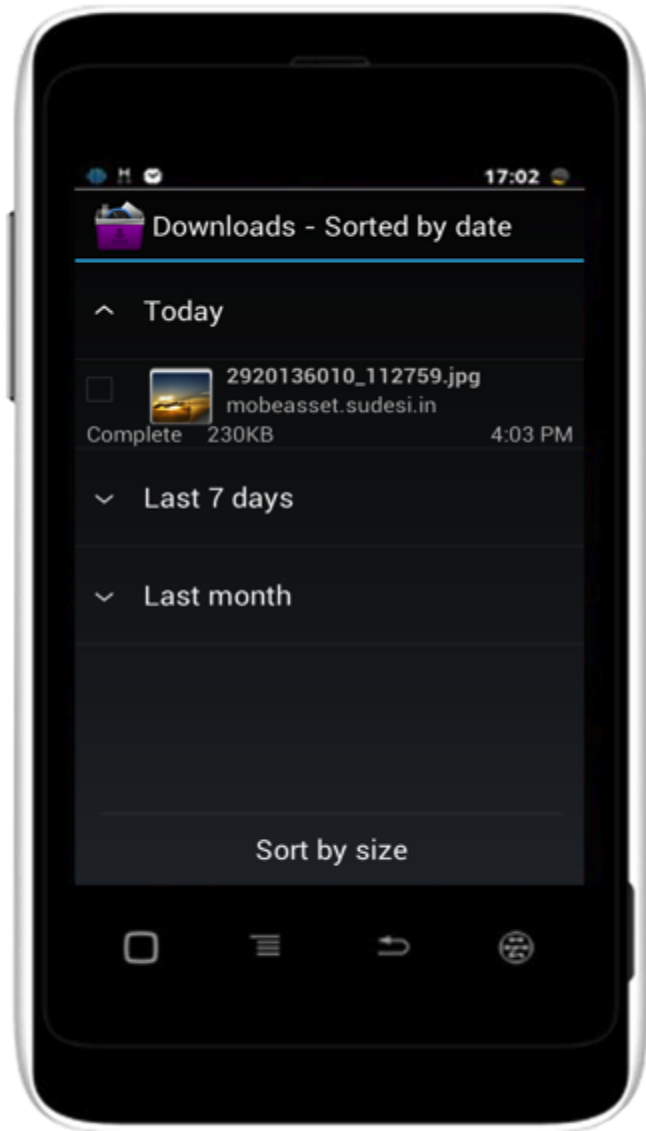
Centrally Verified



- This is Google map location of that asset.



Centrally Verified



- We can download the image of that asset.



OUR ESTEEMED CUSTOMERS

Johnson & Johnson

TheraManager
EMR

KRChoksey

NIRMAL BANG
a relationship beyond broking

TATA
TATA TELESERVICES LIMITED

L&T Housing Finance

JUMBO KING[®]

Pidilite
Building bonds

L&T Finance

L&T Insurance



Cholamandalam MS
General Insurance



LODHA
BUILDING A BETTER LIFE

FamilyCredit
A wholly owned subsidiary of L&T Finance Holdings Limited





MANAGEMENT TEAM



BIO of Mohan Chandrasekaran

Founder & CEO of Sudesi Cloud, Mobility & Rural BPO



MOHAN CHANDRASEKARAN, Founder & CEO of Sudesi Cloud, Mobility & Rural BPO who is a Global and Indian CIO 100 Honoree and has over 16+ years of Technology SME Experience of which he spent more than 10+ years Executive IT Management Experience in overseas and India.

Mohan worked as CTO with Reliance Life Insurance for 6+ years. Committed to the objective of positioning IT as a Strategic Business Unit that builds its Technology Strategy centered on business demands, he initiated, strategized and delivered a niche process Automation benefit. This made the company move from No 18th Position (2005) to 4th Position (2010) w.r.t New Business Premium and induced nearly 8 million customers in 4 years of Operations. From 150 branches and less than 1000 employees RLIC grew to 2000+ branches and nearly 25000 employees in a period of 5 years. RLIC moved from personal customer touch point through Branches in 2006 to Multi dimensional touch points Like Mobile Portal, Customer Portal, SMS, Emails, chats, Contact centers & traditional Branch, Letters and Fax.

The Enterprise IT Architecture deployed helped the Company to expand multi-fold within a few years of operations as well as enabled business process automation, thus, giving sales and customer services a unique blend of agility, quicker turn-around time, improved efficiency and superior sales/customer satisfaction. There were many first-in-the-market innovative projects conceived, initiated and delivered by Mohan within the international insurance space. When the Global Financial market collapsed, he conceived a unique Co-Sourcing / IT Shared Services Operation model to contain cost and IT budget. He was managing the entire Reliance Capital Business shared IT services unit and saved multi-million dollars of cost.

He also worked as Regional AsiaPac Executive role with Cathay Pacific Airways and Computer Sciences Corporation in Singapore.

Mohan has received Global CIO 100 and Indian CIO100 Honoree and several recognitions both in India as well as Globally.

cmohan@sudesi.in

9324560890



New, professional management team, running a consolidation of well-established IT businesses



NAVEEN JAMES, Director-Operations, has over 14 years experience managing operations in India. Most recently, Naveen held the title of Country Manager for Off-shore services for Glodyne Technoserve Ltd, a publicly traded IT services company. Naveen co-managed all Glodyne US projects, ensuring delivery was on time & within the given budget. He also supported the marketing & sales effort by starting a telemarketing division to generate leads for new client acquisitions & better customer support. Naveen created and led a team of farmers & hunters for presales activity for US market from the Mumbai center in India. This was cost effective due to the pricing difference between US-India markets on human resources.

Naveen holds an MBA in marketing & finance from Mangalore University.



V SRINIVASAN, CFO Consultant is a Chartered Accountant with over 22 years of experience in finance & accounts with leading companies of which the last 10 years as CFO in companies like Bharti AXA Life Insurance, ICICI Prudential Life, AMP Sanmar Life Insurance

In depth understanding of Life Insurance and Oil & Gas industry profitability and growth drivers. Financial planning, analysis of data including trend analysis

Experienced in selection and application of strategy including through long term modeling of the business for testing what if scenarios (Sensitivity Analysis).

Interfacing with regulators, government authorities, industry bodies, Represented in few committees of IRDA/ MoF on insurance finance

Enterprise Risk management requirements operational, financial and strategic risk study and administration of mitigation measures.



JUDE FERNANDEZ, Corporate Advisor with nearly two decades of experience in **Mudra** was a key member of the Executive Board. He was the Chief Executive Officer of **Mudra India**, the **Branding and Communication Agency** in the **Mudra Group**.

He began his career with **Lintas** in Kolkata, working on Lipton, Berger Paints, **Reckitt & Colman** and Shaw Wallace. Moving on to Clarion, he worked in Bombay and then ran the Madras operations.

Joining **Mudra** in Mumbai in the early nineties, he has handled brands across categories, from personal care products like soaps and hair colours to services like telecom and insurance. He has played an instrumental role in several high profile launches such as Max Touch Cellular, Godrej Fair Glow, Reliance India Mobile, Godrej Real Good Chicken and Hongkong Bank Credit Cards.





Russell Rothchild, CEO Mentor is a serial entrepreneur who formed his first company at the age of 24. In 1996, he co-founded NYC-based Front Office Technologies (FOT) to provide IT strategy, implementation, and support services to financial institutions and ad agencies. FOT, which was acquired by an Indian public IT firm in 2007, had never lost a client during its 11-year history. In addition to transacting the sale of his own company, Russ has successfully acquired five businesses in the US, Europe, and Africa as CEO, Americas Region / EVP, Mergers & Acquisitions at SOFGEN, a multinational IT services firm. Russ managed businesses in the US and India for SOFGEN, where he continues to serve as Chairman of the Americas Region.

A third-generation New Yorker, Russ holds a B.S. in Computer & Systems Engineering from Rensselaer Polytechnic Institute and an MBA from Columbia University.



Haneef sheikh, M&A Consultant is a Senior corporate development, strategic transactions and operations professional with extensive IT sector experience, including sourcing, evaluating, negotiating and closing over 9 mergers, acquisitions and related transactions of IT enterprises (of over \$278 million dollars in mergers, acquisitions and related transactions of IT companies). Proven ability to manage enterprises and projects, expand markets and increase profits and turn around losses through revenue growth, cost reductions, internal controls and improved operations.

Haneef holds a combined Executive M&A education from Stanford University, MBA from **Sri Krishnadevaraya University** and B.S from [Sri Venkateswara University](#)



